



I Can Count to 20

Kid2Kid
Tutorials

kid2kiddutorials.com

How to Use


1. Print the document (card stock would be best)
 2. Cut along dotted line
 3. If you have a laminator, laminate the cards
 4. Show child the cards one by one (0,1,2,3,4,5···.)
 - ❑ *Point to the number and say it out loud (point to 1 and say “one”)*
 - ❑ *Point to the word one and say out loud “one”*
 - ❑ *If you laminated the cards you can write the numbers on the animals as you count them.*
 - ❑ *Repeat with all the other numbers.*
- Once your child begins to recognize the numbers and is able to identify the numbers and count the animals, mix up the cards so that they are not in order. See if they can identify the numbers if not in order. It is ok if the child counts the animals first before stating the number.
 - The goal is to have your child identify all the numbers (numerical and written) and to count the animals correctly.

0

Zero


1

One



2

Two




3

Three




4

Four




5

Five




6

Six




7

Seven




8

Eight




9

Nine




10

Ten




11

Eleven




12

Twelve




13

Thirteen




14


Fourteen



15
Fifteen




16
Sixteen




17

Seventeen




18

Eighteen



19

Nineteen



20

Twenty



I Can Count to 10

1 ONE



2 TWO



3 THREE



4 FOUR



5 FIVE



6 SIX



7 SEVEN



8 EIGHT



9 NINE



10 TEN



I Can Count to 20

Worksheet: Write in correct number of objects. [Live worksheet](#) type in correct amount



I Can Count to 20



I Can Count to 20



I Can Count to 20



I Can Count to 20



I Can Count to 20



I Can Count to 20



I Can Count to 20

